



**May 17-18-19, 2024
Conyers, GA**

**Rookie Classes! Ranch Classes!
Flat Rate AQHA & NSBA!
*L1/All Novice Show at the same time - join in!***

*Everyone is encouraged to keep it simple and show in basic,
legal, show clothing....work saddles, plain shirt, no chaps.....
enjoy the ride!*

**KEEP IT
SIMPLE**
Enjoy the ride!

Western Riding

Green/Novice – Green Pattern 2
All Others – Regular 2

Reining

All Pattern 11

Ranch Riding

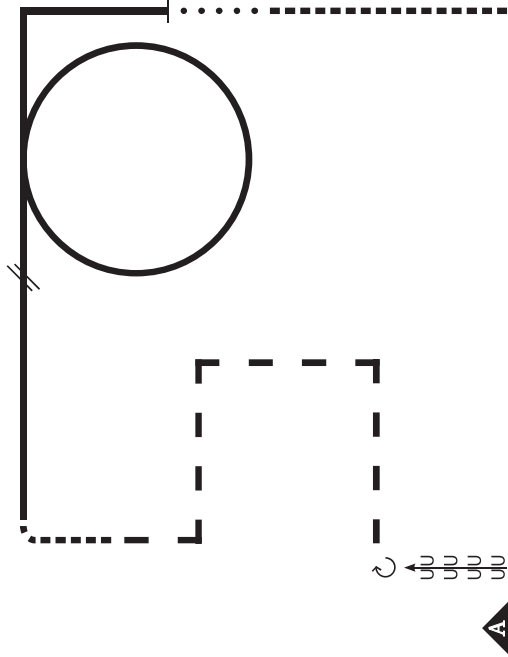
All Pattern 9

L1 Novice/Open Show
DIFFERENT PATTERNS

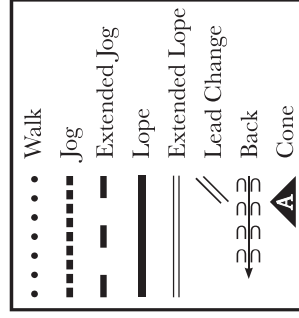
You are welcome to show in both shows if you are eligible.

HORSEMANSHIP

(L1 Youth, L1 Amateur)

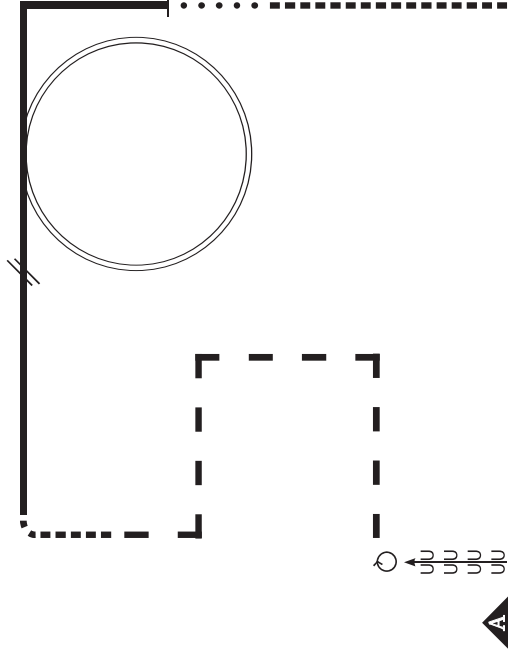


1. Back one horse length.
2. Perform a 270° turn right.
3. Extended jog three square corners.
4. Jog.
5. Lope left lead.
6. Change leads.
7. Lope right lead circle.
8. Lope square corner.
9. Stop and hesitate.
10. Walk five steps. Exit at jog.

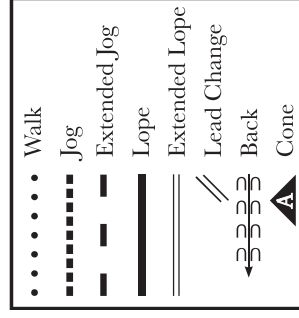


HORSEMANSHIP

(Youth 13&U, Youth 14-18, Amateur, Select)

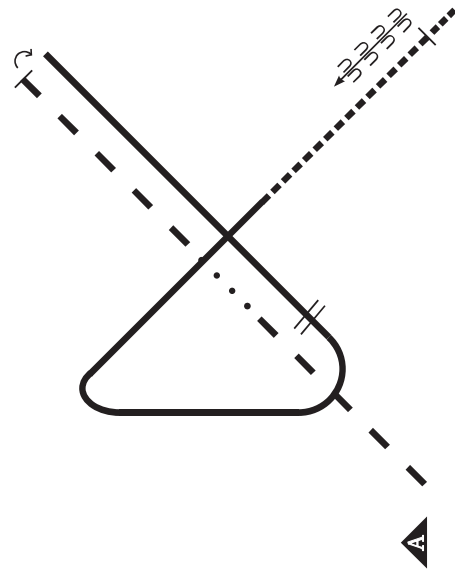


1. Back one horse length.
2. Perform a 630° turn right.
3. Extended jog three square corners.
4. Jog.
5. Lope left lead.
6. Change leads. Continue right lead lope.
7. Extended lope right lead circle.
8. Collect lope square corner.
9. Stop and hesitate.
10. Walk five steps. Exit at jog.

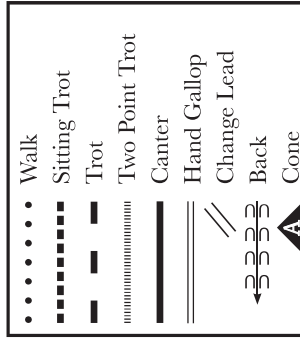


EQUITATION

(L1 Youth, L1 Amateur)

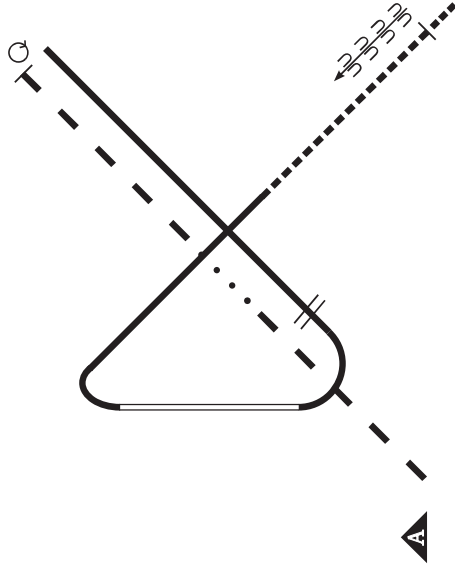


1. Posting trot left diagonal.
2. Walk four steps.
3. Posting trot right diagonal. Stop.
4. Perform a 180° forehand turn right.
5. Canter left lead.
6. Change leads.
7. Canter right lead.
8. Sitting trot.
9. Stop and back one horse length. Exit at sitting trot.

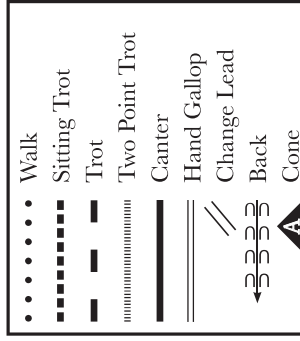


EQUITATION

(Youth 13&U, Youth 14-18, Amateur, Select)

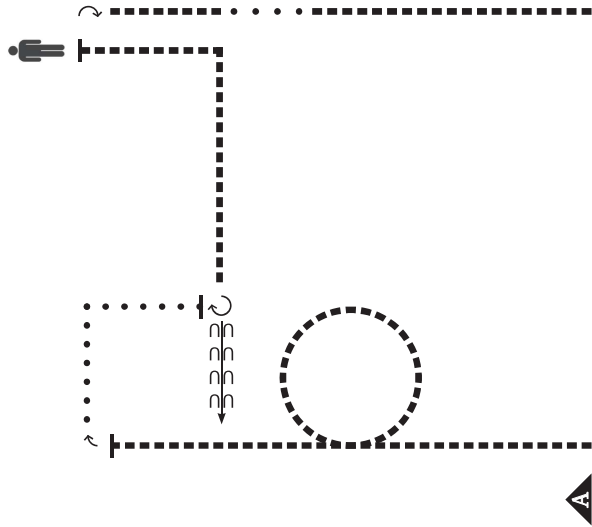


1. Posting trot left diagonal.
2. Walk four steps.
3. Posting trot right diagonal. Stop.
4. Perform a 540° forehand turn right.
5. Canter left lead.
6. Change leads. Continue canter right lead.
7. Hand gallop right lead.
8. Collect canter right lead.
9. Sitting trot.
10. Stop and back one horse length. Exit at sitting trot.

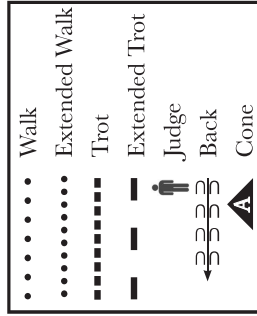


SHOWMANSHIP

(L1 Youth, L1 Amateur)

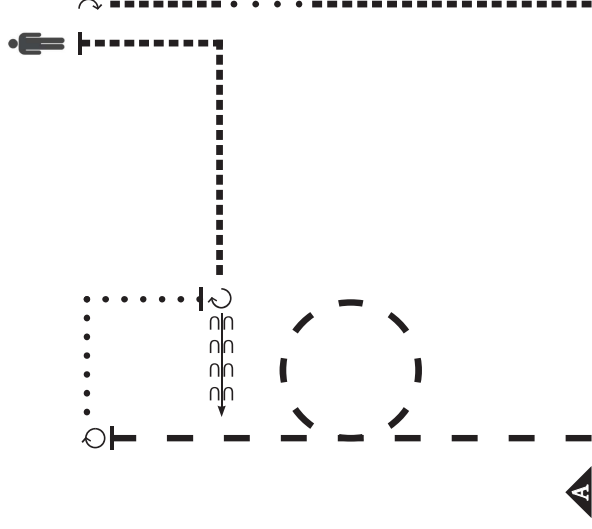


1. Trot line and circle.
2. Continue trot line. Stop. Perform a 90° turn.
3. Walk square corner. Stop.
4. Perform a 270° turn. Back one horse length.
5. Trot square corner to judge.
6. Stop and setup.
7. Inspection.
8. When dismissed perform a 180° turn.
9. Trot.
10. Walk four steps. Exit at trot.

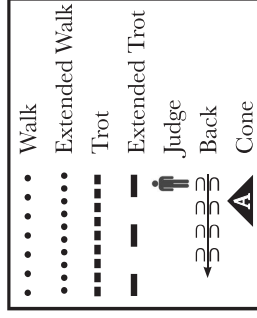


SHOWMANSHIP

(Youth 13&U, Youth 14-18, Amateur, Select)

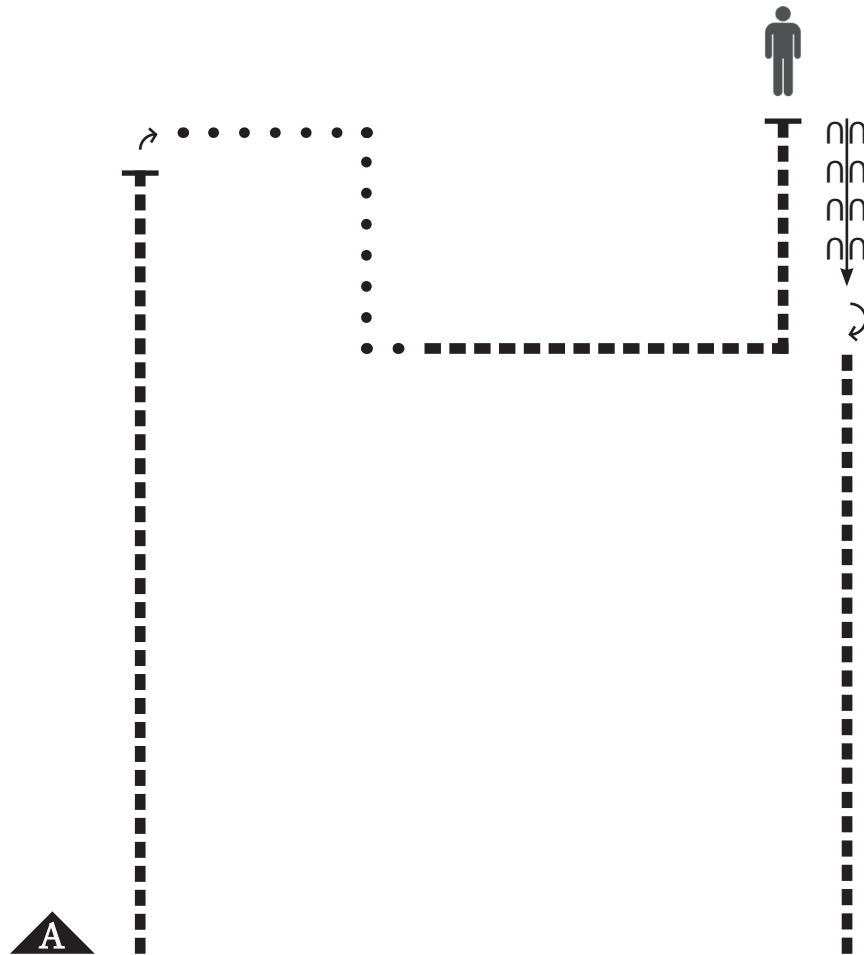


1. Extended trot line and circle.
2. Continue extended trot line. Stop. Perform a 450° turn.
3. Walk square corner. Stop.
4. Perform a 270° turn. Back one horse length.
5. Trot square corner to judge.
6. Stop and setup.
7. Inspection.
8. When dismissed perform a 180° turn.
9. Trot.
10. Walk four steps. Exit at trot.

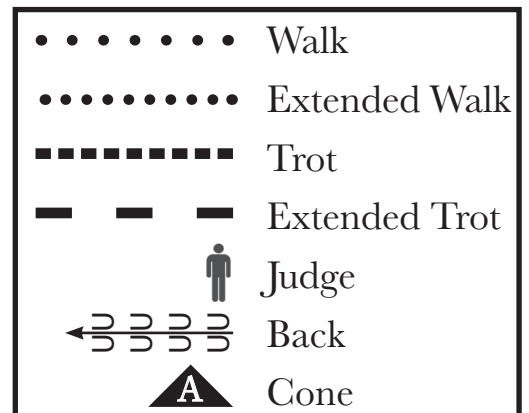


SHOWMANSHIP

(All Walk-Trot, Small Fry)

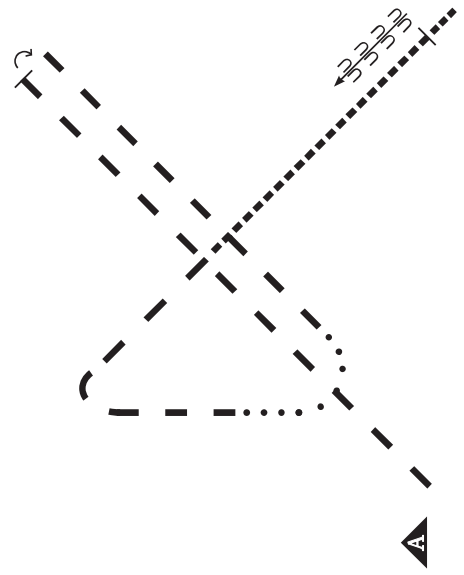


1. Trot.
2. Stop. Perform a 90° turn.
3. Walk two square corners.
4. Trot square corner to judge.
5. Stop and setup.
6. Inspection.
7. When dismissed back one horse length.
8. Perform a 180° turn.
9. Exit at trot.

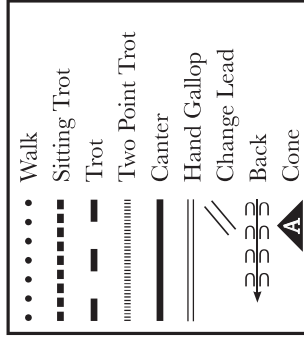


EQUITATION

(All Walk-Trot, Small Fry)

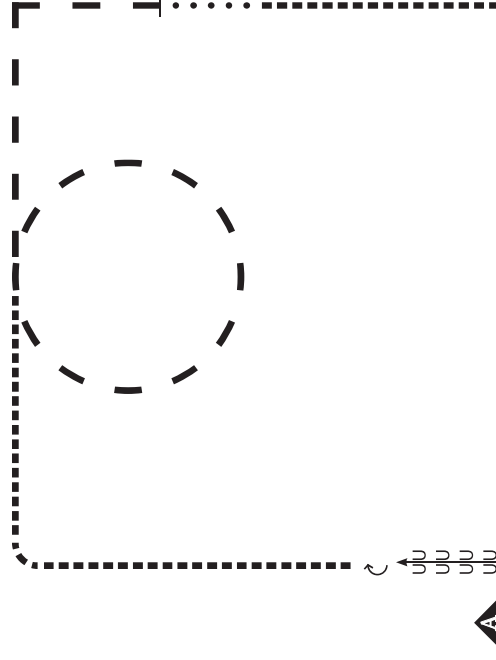


1. Posting trot left diagonal. Stop.
2. Perform a 180° forehand turn right.
3. Posting trot right diagonal.
4. Walk corner.
5. Posting trot left diagonal.
6. Sitting trot.
7. Stop and back one horse length. Exit at sitting trot.

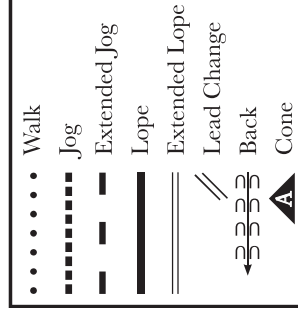


HORSEMANSHIP

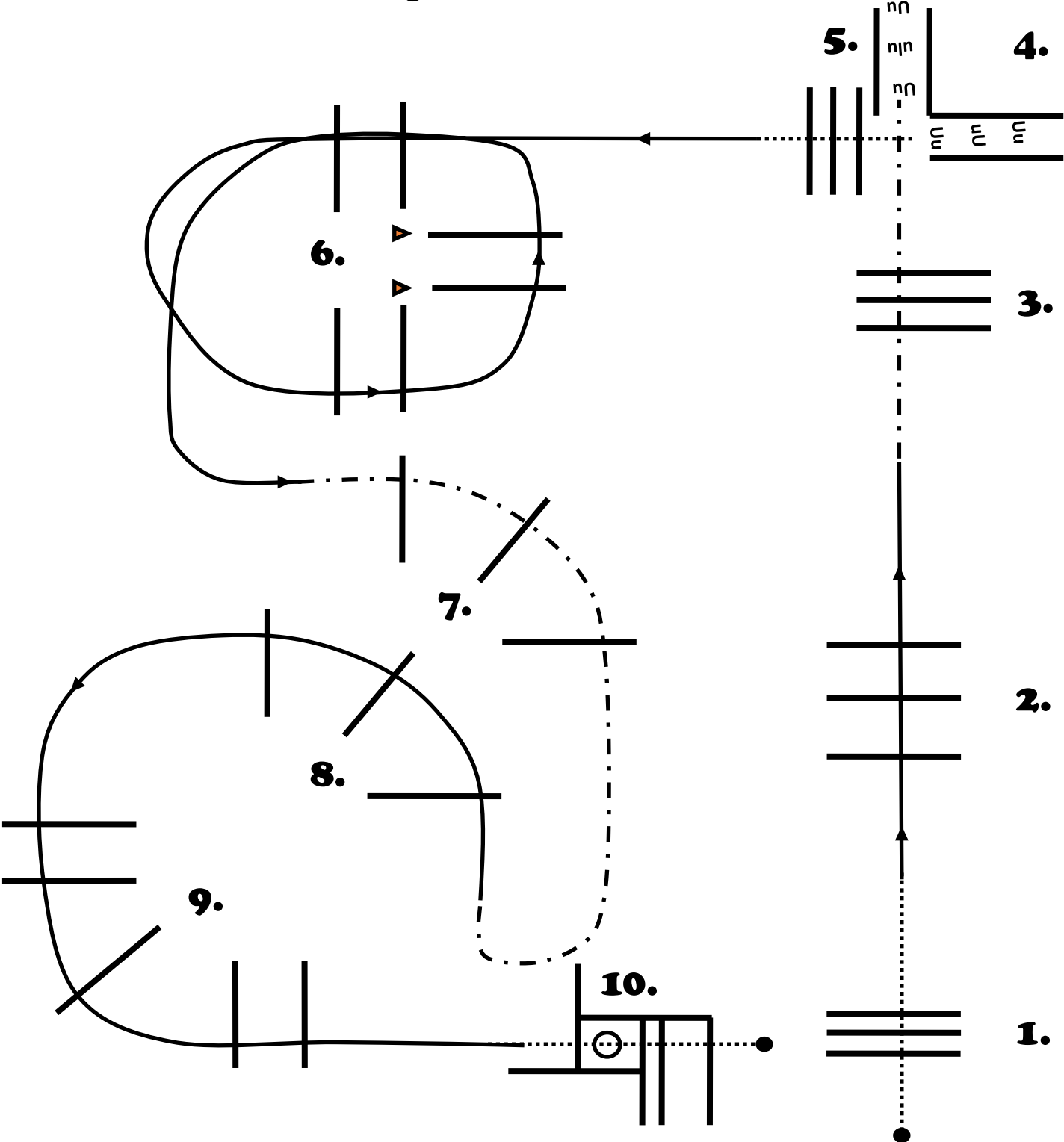
(All Walk-Trot, Small Fry)



1. Back one horse length.
2. Perform a 180° turn right.
3. Jog.
4. Extended jog circle.
5. Extended jog square corner.
6. Stop and hesitate.
7. Walk five steps. Exit at jog.



All Trail but Walk/Jog



1. WALK OVER LOGS

2. LOPE LEFT LEAD 3 POLES

3. TROT 3 POLES

4. TROT INTO CHUTE, BACK "L"

5. WALK OUT OF CHUTE OVER LOGS

6. LOPE LEFT LEAD 3/4 WHEEL

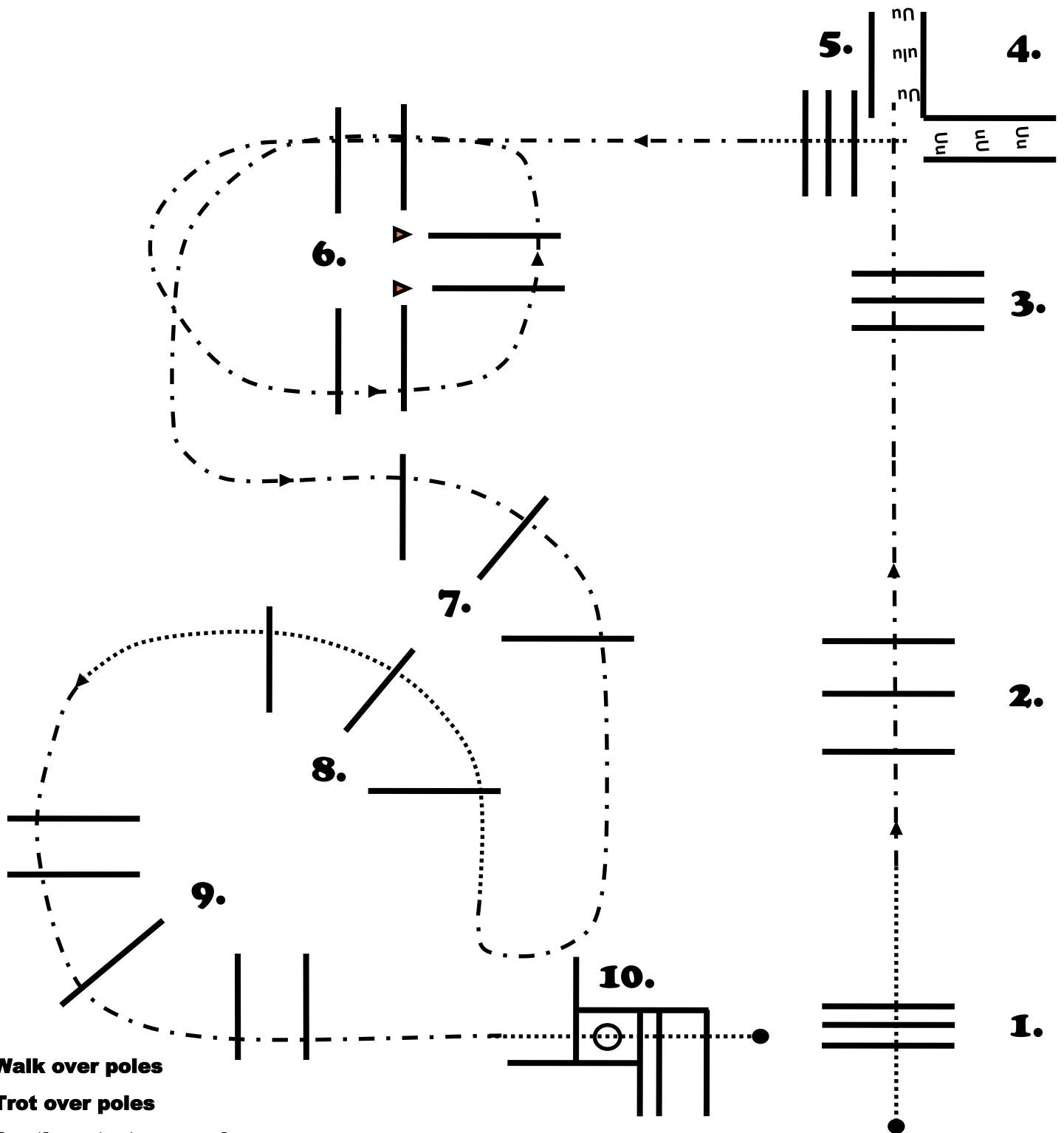
7. TROT BIG FAN

8. LOPE 2ND BIG FAN LEFT LEAD

9. CONTINUE LEFT LEAD LOPE #9

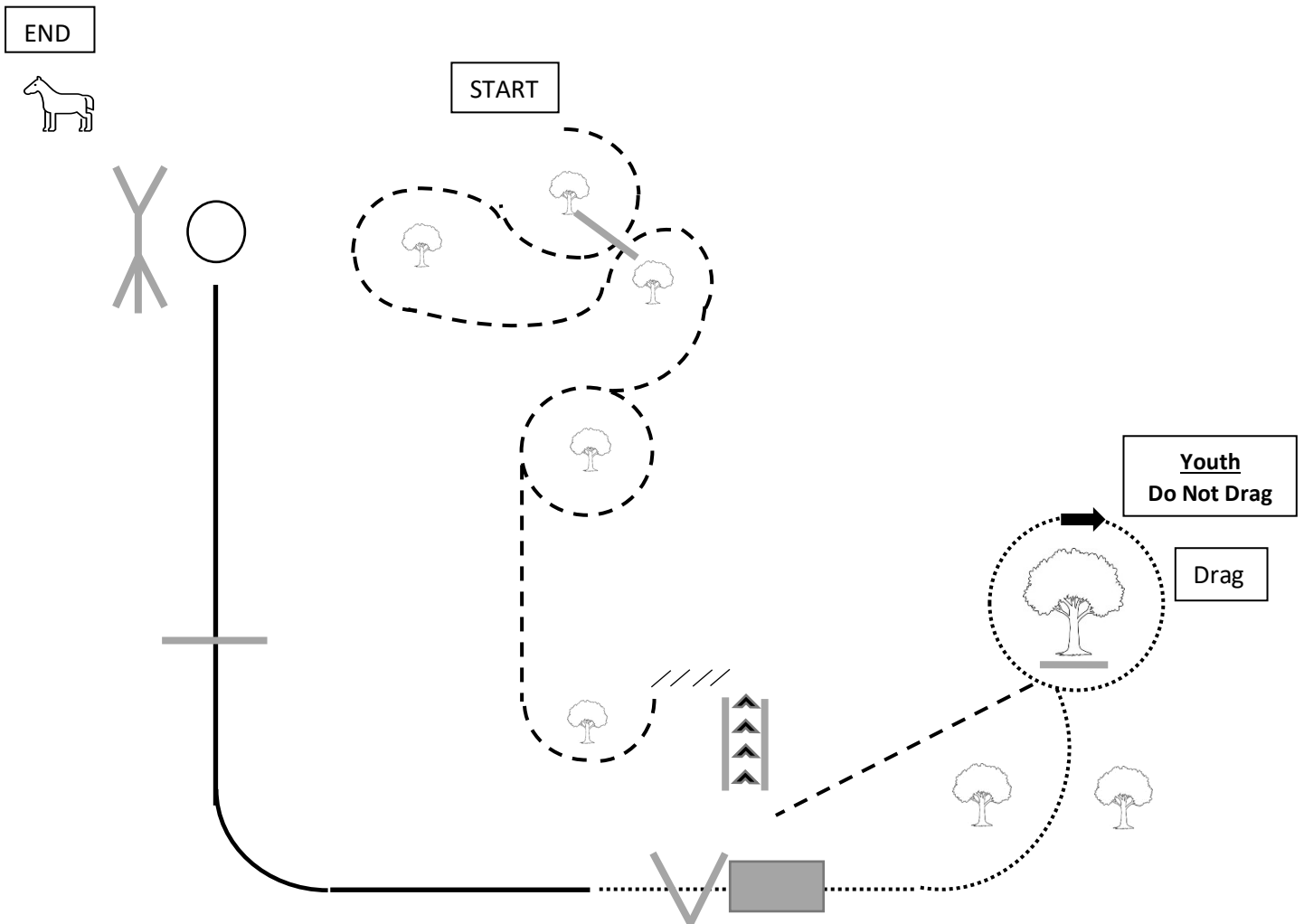
10. WALK INTO BOX 360 EITHER WAY WALK OUT OVER POES

All Walk Trot Trail



1. Walk over poles
2. Trot over poles
3. Continue trot over poles
4. Trot into chute, Back "L"
5. Walk out of chute over logs
6. Trot around 3/4 wheel
7. Continue Trot Big Fan
8. Walk 2nd Big Fan
9. Trot obstacle #9
10. Walk thru box, 360 either way and walk over poles

Ranch Trail



1. Extend trot through obstacles.
2. Sidepass and back through logs.
3. Trot to and drag around tree – return log to original position.
4. Walk through trees and across bridge.
5. Lope right lead over log.
6. Stop, spin twice in both directions, and sidepass to gate.
7. Work gate.
8. Dismount and trot out on foot.

Got Em