



GEORGIA ON MY MIND

Pattern Book



Special Thanks To Our Sponsors!

Western Riding

Round 1

Green/Novice - pattern 4

All others - regular 4

Round 2

Green/Novice - pattern 2

All others - regular 2

Ranch Riding

Round 1 - AQHA Pattern 13

Round 2 - AQHA Pattern 10

Reining

Round 1 - Pattern 11

Round 2 - Pattern 3

VRH Ranch Trail

See patterns included here

VRH Reining

Round 1 - AQHA Pattern 2

Round 2 - AQHA Pattern 6

VRH Ranch Riding

Round 1 - AQHA Pattern 3

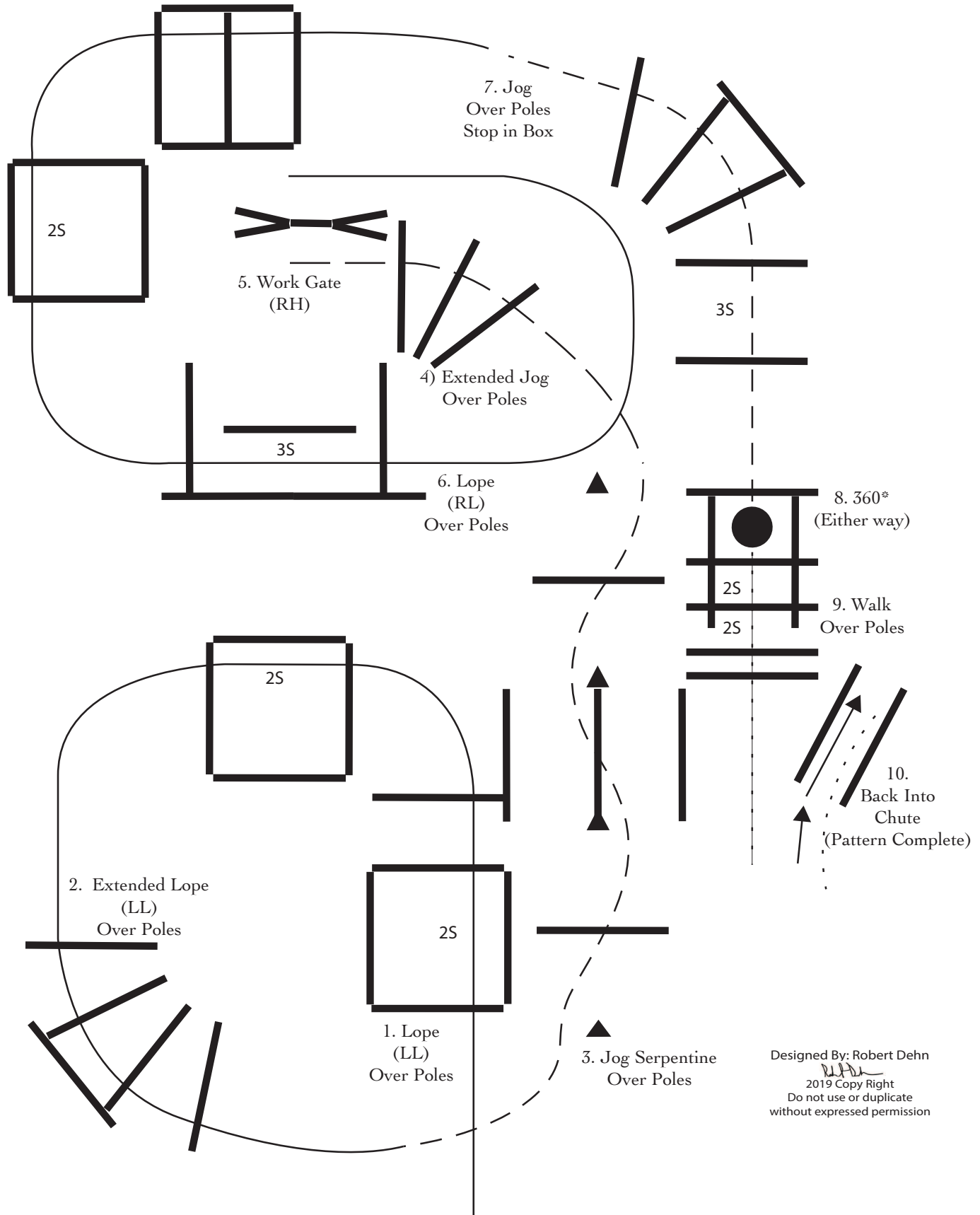
Round 2 - AQHA Pattern 2

*Enter everything & scratch as needed. We do not charge for scratches.
Must show in your respective halter class to qualify for the High Point Awards.
(Walk/Jog divisions excluded.)*

April 5th

Right Side

50/51/551. Senior Trail (Level 2 & Level 3) & NSBA
804. \$500 NSBA Senior Trail **



Designed By: Robert Dehn
2019 Copy Right
Do not use or duplicate
without expressed permission

April 5th

Left Side

33/533. L1/Green SENIOR Trail & NSBA

800. \$500 NSBA Green Sr Trail **

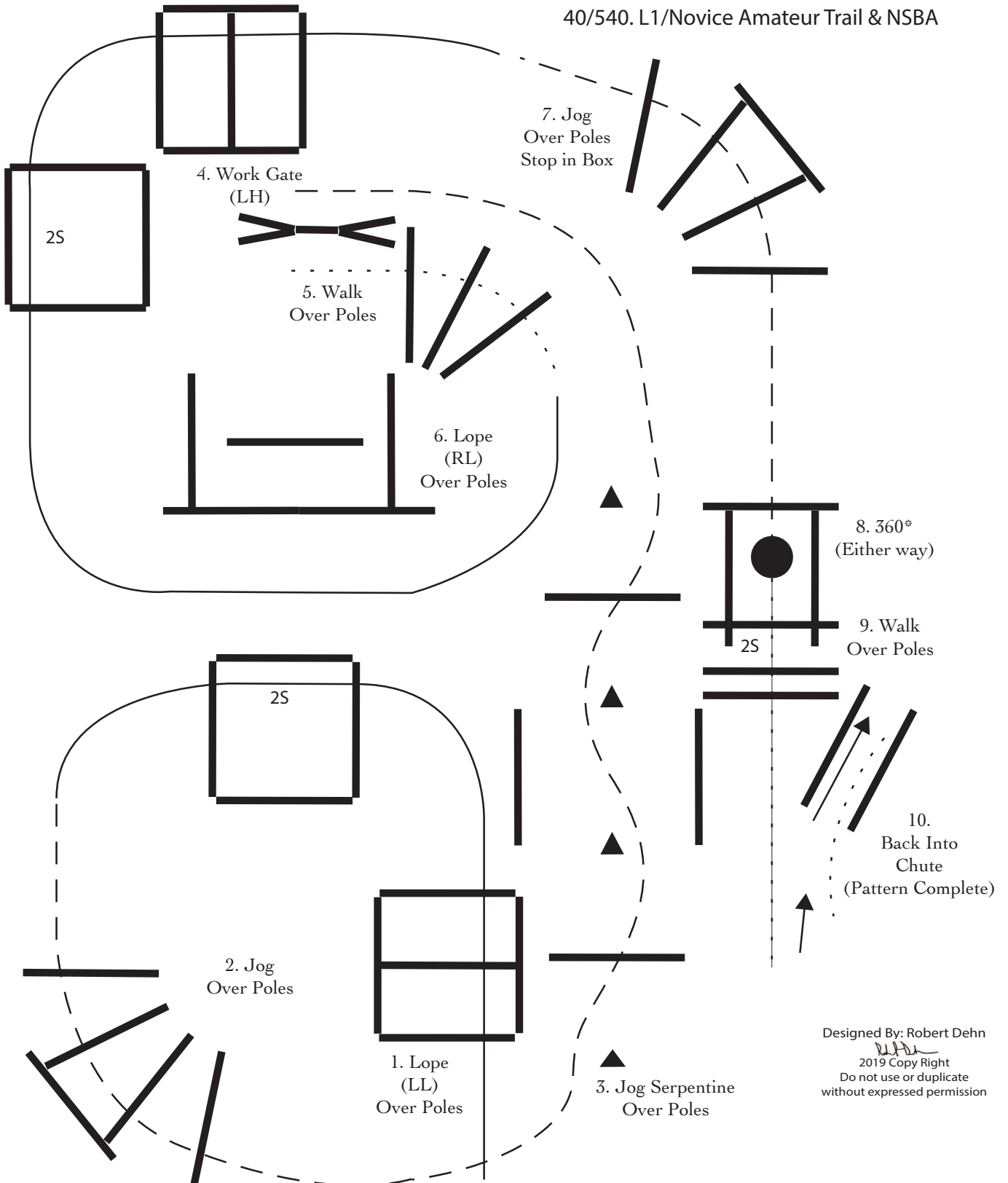
34/534. L1/Green JUNIOR Trail & NSBA

801. \$500 NSBA Green Jr Trail **

35/36/536. Junior Trail (Level 2 & Level 3) & NSBA

802. \$500 NSBA Junior Trail **

40/540. L1/Novice Amateur Trail & NSBA



Designed By: Robert Dehn

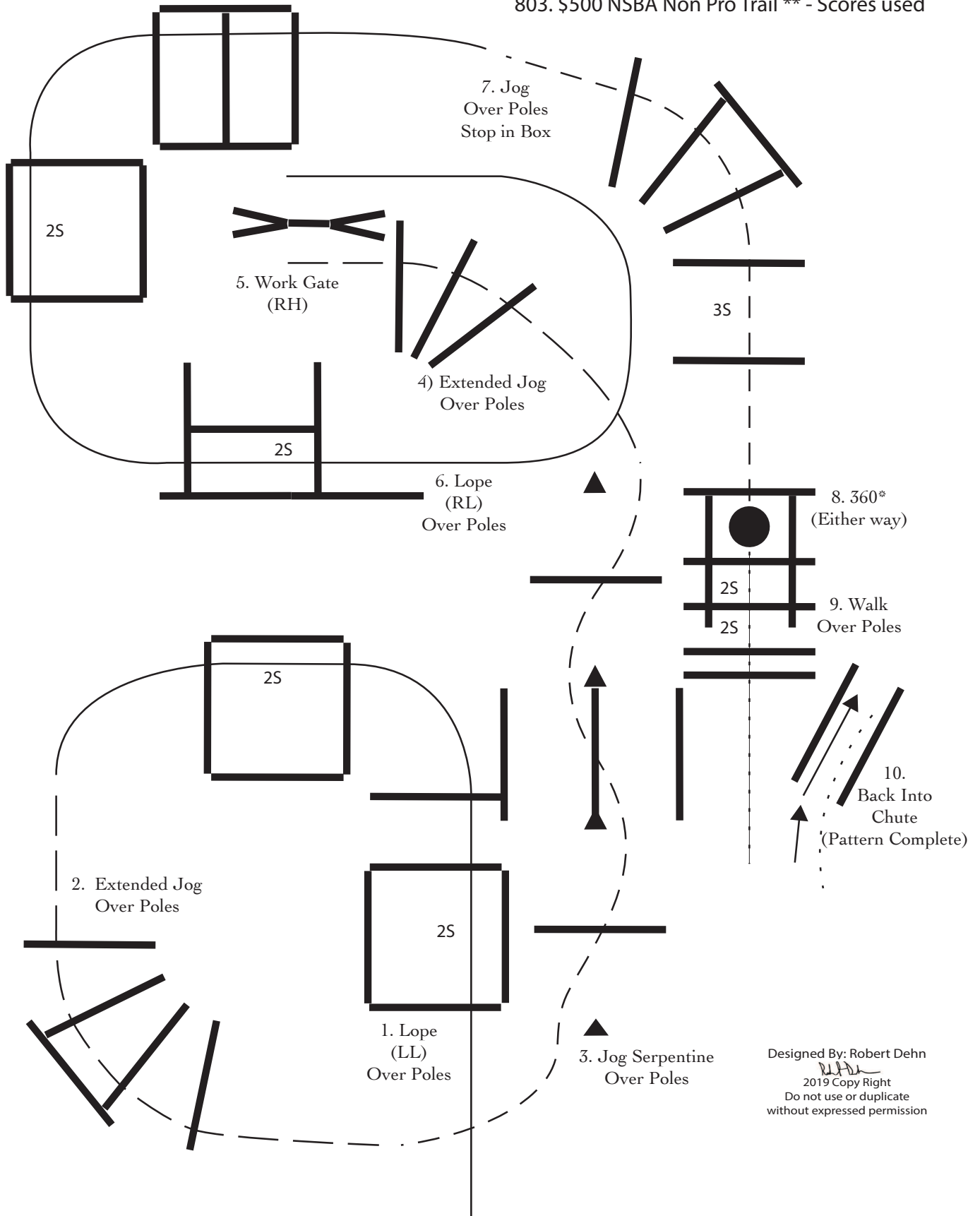
RD
2019 Copy Right

Do not use or duplicate without expressed permission

April 5th

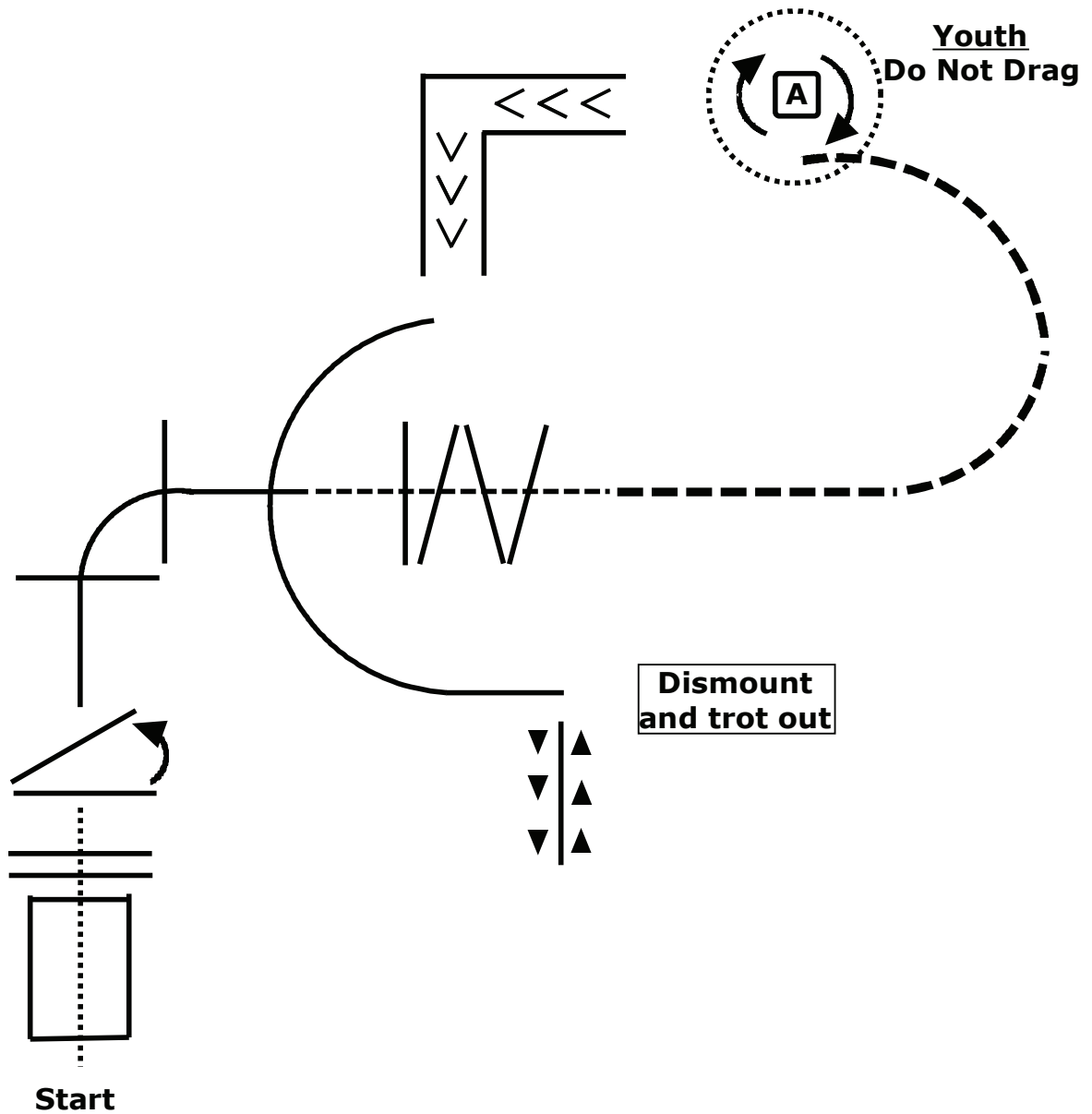
Right Side

42/43/543. Amateur Trail (Level 2 & Level 3) & NSBA
44/45/545. Select Trail (Level 2 & Level 3) & NSBA
46/547.13 & Under Youth Trail & NSBA
48/49/549.14-18 (Level 2 & Level 3) Youth Trail & NSBA
803. \$500 NSBA Non Pro Trail ** - Scores used



Designed By: Robert Dehn
RD
2019 Copy Right
Do not use or duplicate
without expressed permission

Versatility Ranch Trail ③



1. Walk bridge and logs.
2. Left hand gate.
3. Lope right lead.
4. Break to trot over logs.
5. Extend trot to A.
6. Drag log around A (walk or trot).
7. Back L.
8. Lope left lead.
9. Sidepass right and left.
10. Dismount and trot out on foot.



Georgia On My Mind

L1 Horsemanship

Show Date: April 5/6, 2019

Be ready at A.

1. Walk approximately two horse lengths forward. Stop and perform a 1 1/2 turn left.
2. Back approximately two horse lengths then jog to and around A.
3. Extend the jog to B.
4. Right lead lope around B and halfway to A.
5. Perform a simple lead change and lope a half circle until even with B.
6. Stop and perform a 180 degree turn to the right and jog to finish.

Legend:

- Walk: Dashed line
- Jog: Dashed line with vertical bars
- Extended Jog: Dashed line with vertical bars and a longer lead
- Lope: Solid line with vertical bars
- Lead Change: Solid line with a diagonal slash
- Back: Solid line with a diagonal slash and a longer lead
- Marker B: Circle with 'B' inside

Pattern Provided by:

The Judges

©2019 HorseShowPatterns.com. All Rights Reserved

Round 4/5

Georgia On My Mind

Youth/Amateur/Select Horsemanship

Show Date: April 5/6, 2019

Be ready at A.

1. Walk approximately two horse lengths forward. Stop and perform a 1 1/2 turn left.
2. Back approximately two horse lengths then jog to and around A.
3. Extend the jog to B.
4. Right lead lope around B and halfway to A.
5. Change leads and lope a half circle until even with B.
6. Stop and perform a 180 degree turn to the right and extend the jog to finish.

Legend:

- Walk: Dashed line
- Jog: Dashed line with vertical bars
- Extended Jog: Dashed line with vertical bars and a longer lead
- Lope: Solid line with vertical bars
- Lead Change: Solid line with a diagonal slash
- Back: Solid line with a diagonal slash and a longer lead
- Marker B: Circle with 'B' inside

Pattern Provided by:

The Judges

©2019 HorseShowPatterns.com. All Rights Reserved

[WH/2-118]

[WH/3-118]

Georgia On My Mind

L1 Youth/Amateur Equitation

Show Date: April 5/6, 2019

www.HorseShowPatterns.com

Be ready at A.

- Trot right diagonal then left diagonal in equal distances before turning right and continuing to center.
- Halt and perform a 180 degree forehand turn to the right.
- Canter on the right lead in 3/4 circle and begin diagonal line center.
- Change leads (simple or flying) in the middle.
- Continue canter for 1/2 circle and continue in a straight line.
- Halt and perform a 180 degree turn to the left over the haunches.
- Left diagonal trot until even with A. Halt and back approximately one horse length.
- Pattern is complete. Exit at a sitting trot.

Legend:

- Walk: - - - - -
- Trot: - - - - -
- Extended Trot: - - - - -
- Canter: - - - - -
- Leg Yield: - - - - -
- Lead Change: - - - - -
- Back: - - - - -
- Marker: - - - - -
- Sidepass: - - - - -
- Hand Gallop: - - - - -

Pattern Provided by:

The Judges

©2019 HorseShowPatterns.com All Rights Reserved

[HSE/2-80]

Georgia On My Mind

Youth/Amateur/Select Equitation

Show Date: April 5/6, 2019

www.HorseShowPatterns.com

www.HorseShowPatterns.com

Be ready at A.

- Trot right diagonal then left diagonal in equal distances before turning right and continuing to center.
- Halt and perform a 180 degree forehand turn to the right.
- Canter on the right lead in 1/2 circle.
- Hand gallop 1/4 circle and continue in a diagonal line across the center of the pattern and change leads (simple or flying) in the middle.
- Collect the canter for 1/2 circle and continue in a straight line.
- Halt and perform a 180 degree turn to the left over the haunches.
- Left diagonal trot until even with A. Halt and back approximately one horse length.
- Pattern is complete. Exit at a sitting trot.

Legend:

- Walk: - - - - -
- Trot: - - - - -
- Extended Trot: - - - - -
- Canter: - - - - -
- Leg Yield: - - - - -
- Lead Change: - - - - -
- Back: - - - - -
- Marker: - - - - -
- Sidepass: - - - - -
- Hand Gallop: - - - - -

Pattern Provided by:

The Judges

©2019 HorseShowPatterns.com All Rights Reserved

[HSE/3-80]

Done
From THP

www.HorseShowPatterns.com

HQHA The Stock Show

Showmanship (Level 1/Rookie)




Show Date:

www.HorseShowPatterns.com

Be ready even with judge.

1. Trot to and around A.
2. Walk from A until even with judge.
3. Stop and perform a 90 degree turn.
4. Trot to judge.
5. Stop and set up for inspection.
6. When dismissed, back approximately 2 horse lengths.
7. Perform a 270 degree turn.
8. Walk straight away from judge.

Follow the instructions of your ring steward.

Walk -----
Trot - - - - -
Back 
Marker 
Judge 

Pattern Provided by:

Chris Jones

©2019 HorseShowPatterns.com All Rights Reserved

[S/2-76]

All

HQHA The Stock Show

Showmanship (Youth, Amateur, Select)

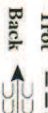


Show Date:

www.HorseShowPatterns.com

Be ready even with judge.

1. Trot to and around A.
2. Walk from A until even with judge.
3. Stop and perform a 450 degree turn.
4. Trot to judge.
5. Stop and set up for inspection.
6. When dismissed, back approximately 2 horse lengths.
7. Perform a 270 degree turn.
8. Walk straight away from judge.

Follow the instructions of your ring steward.

Walk -----
Trot - - - - -
Back 
Marker 
Judge 

Pattern Provided by:

Chris Jones

©2019 HorseShowPatterns.com All Rights Reserved

[S/3-76]

www.HorseShowPatterns.com

Georgia On My Mind

Western Horsemanship (L1 Youth & Amateur)

Show Date: 04-05-2019

www.HorseShowPatterns.com

Be ready at A.

1. Lope left lead to center of pattern.
2. Break to a jog in a square as shown.
3. Stop in center of pattern and perform a slight turn right.
4. Lope on the left lead towards B as shown.
5. Break to the jog when 20 feet from B. Jog around B.
6. Break to the walk and walk one horse length.
7. Stop and back approximately one horse length.
8. Exit at a walk or jog.

Follow the instructions of your ring steward.

Legend:
 Walk: - - - - -
 Jog: - - - - -
 Extended Jog: - - - - -
 Lope: - - - - -
 Lead Change:
 Back:
 Marker:

Pattern Provided by:

Michael Ochetto

©2019 HorseShowPatterns.com. All Rights Reserved

[WH/1-105]

Round 4/7

Georgia On My Mind

Western Horsemanship (Amateur, Select, 13 & Under and 14-18)

Show Date: 04-05-2019

www.HorseShowPatterns.com

Be ready at A.

1. Lope left lead to center of pattern.
2. Break to an extended jog in a square as shown.
3. Stop in center of pattern and perform a right rollback.
4. Lope a right lead circle as shown.
5. As you close circle, change leads (simple or flying).
6. Lope with a moderate increase in speed towards B as shown.
7. Break to the jog when 20 feet from B. Jog around B.
8. Break to the walk and walk one horse length.
9. Stop and perform a 5/40 degree turn left.
10. Back and hesitate.
11. Exit at a walk or jog.

Follow the instructions of your ring steward.

Legend:
 Walk: - - - - -
 Jog: - - - - -
 Extended Jog: - - - - -
 Lope: - - - - -
 Lead Change:
 Back:
 Marker:

Pattern Provided by:

Michael Ochetto

©2019 HorseShowPatterns.com. All Rights Reserved

[WH/3-105]

HQHA The Stock Show

Equitation (All Level 1/Rookie)

Show Date:

Be ready at A.

1. Walk for 3-4 strides.
2. Posting trot on the right diagonal for 6 strides.
3. Canter a circle to the left.
4. Change leads at the center.
5. Canter a half circle to the right.
6. Close the circle at a posting trot.
7. When at the center, sitting trot in a straight line for 6-8 strides.
8. Halt and back approximately one horse length. Follow the instructions of your ring steward.

[HSE/2-63]

Pattern Provided by:

Chris Jones

©2019 HorseShowPatterns.com. All Rights Reserved

HQHA The Stock Show

Equitation (Youth, Amateur, Select)

Show Date:

Be ready at A.

1. Walk for 3-4 strides.
2. Posting trot on the right diagonal for 6 strides.
3. Hand gallop a half circle to the left.
4. Collect the canter and close the circle.
5. Change leads at the center.
6. Canter a half circle to the right.
7. Close the circle at a posting trot.
8. When at the center, sitting trot in a straight line for 6-8 strides.
9. Halt and back approximately one horse length. Follow the instructions of your ring steward.

[HSE/3-63]

Pattern Provided by:

Chris Jones

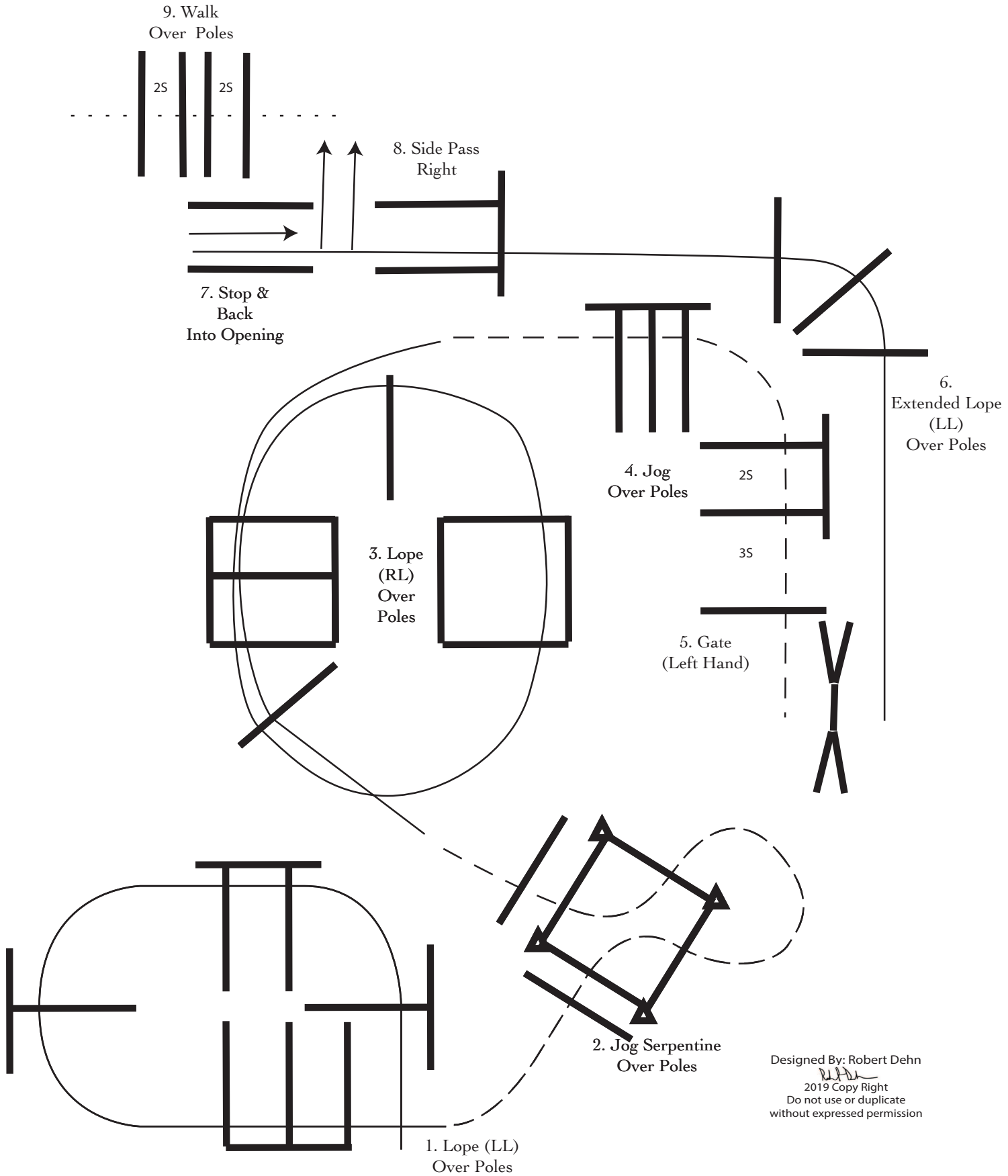
©2019 HorseShowPatterns.com. All Rights Reserved

Round 2 4/8

April 7th

Right Side

50/51/551. Senior Trail (Level 2 & Level 3) & NSBA
804. \$500 NSBA Senior Trail **

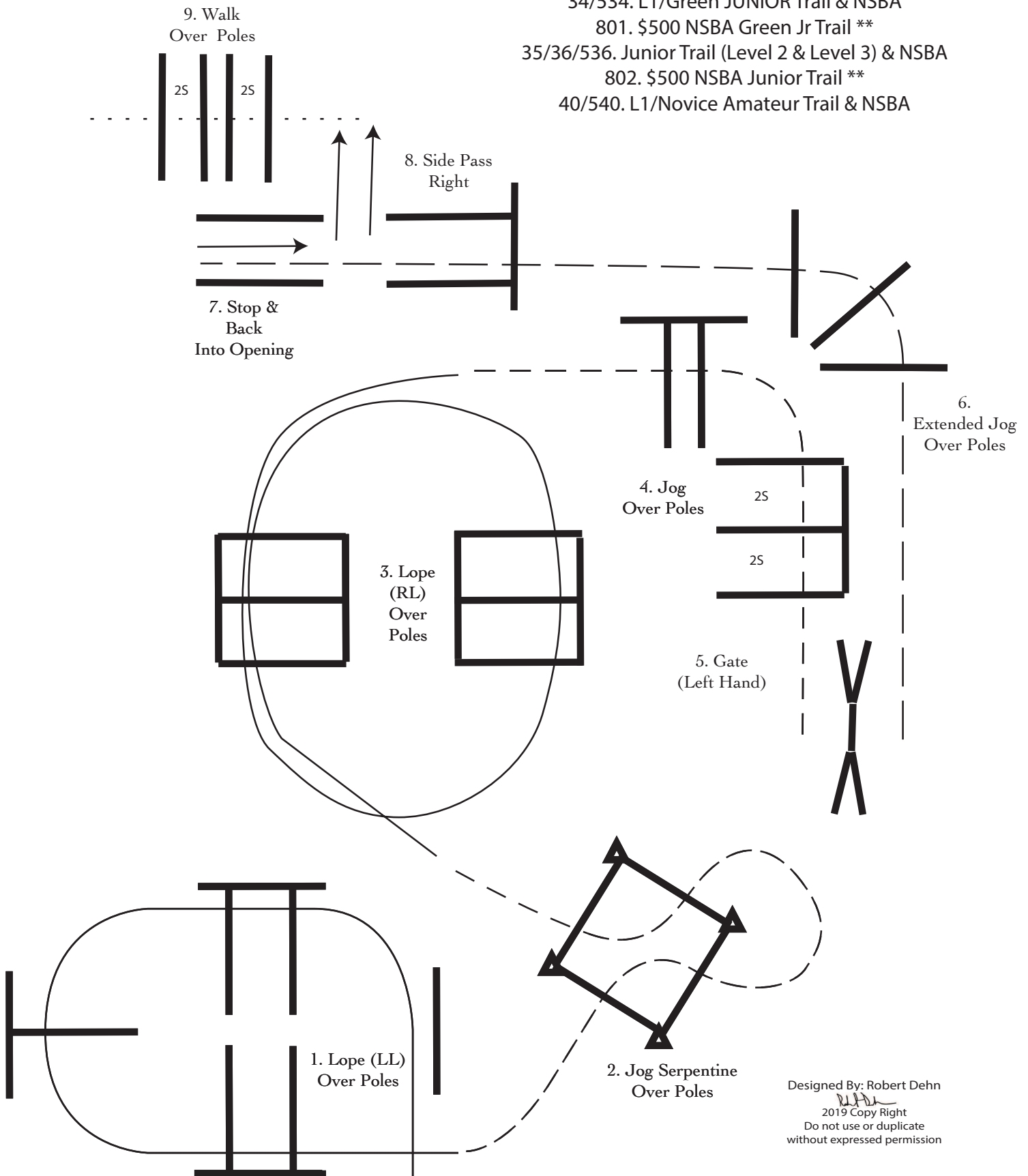


Designed By: Robert Dehn
RDH
2019 Copy Right
Do not use or duplicate
without expressed permission

April 7th

Left Side

- 33/533. L1/Green SENIOR Trail & NSBA
800. \$500 NSBA Green Sr Trail **
- 34/534. L1/Green JUNIOR Trail & NSBA
801. \$500 NSBA Green Jr Trail **
- 35/36/536. Junior Trail (Level 2 & Level 3) & NSBA
802. \$500 NSBA Junior Trail **
- 40/540. L1/Novice Amateur Trail & NSBA

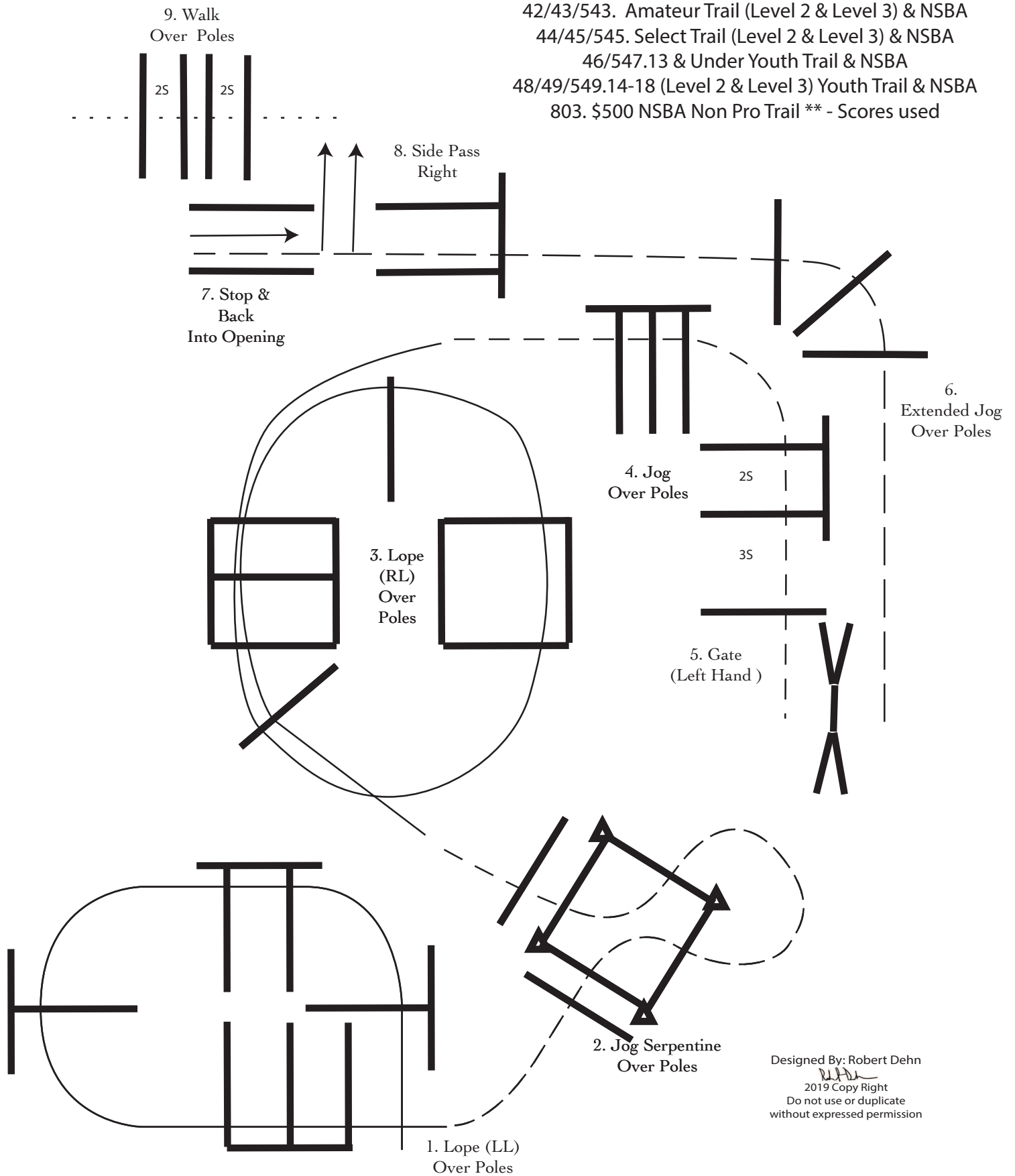


Designed By: Robert Dehn
RDH
2019 Copy Right
Do not use or duplicate
without expressed permission

April 7th

Right Side

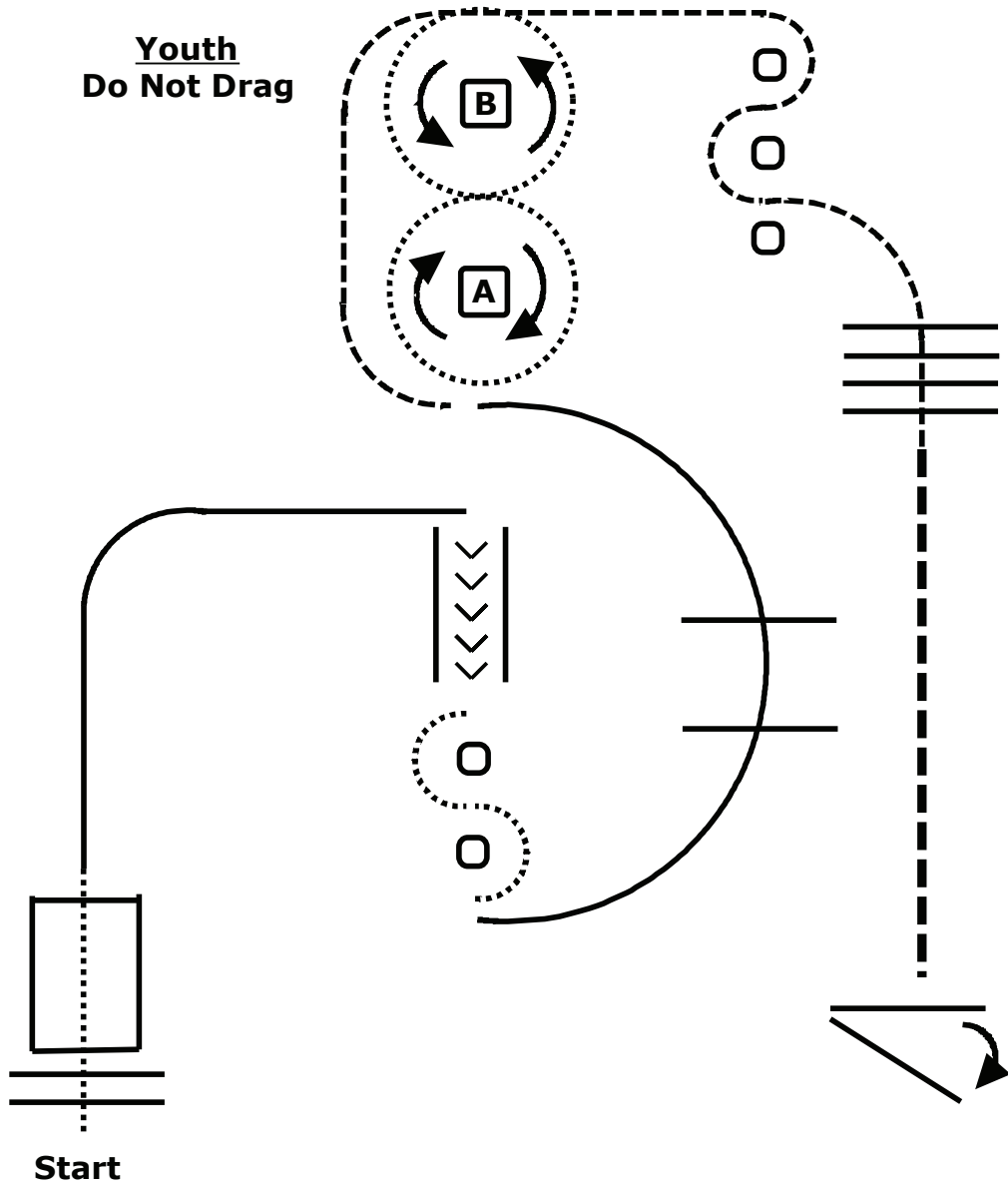
42/43/543. Amateur Trail (Level 2 & Level 3) & NSBA
44/45/545. Select Trail (Level 2 & Level 3) & NSBA
46/547.13 & Under Youth Trail & NSBA
48/49/549.14-18 (Level 2 & Level 3) Youth Trail & NSBA
803. \$500 NSBA Non Pro Trail ** - Scores used



Designed By: Robert Dehn
2019 Copy Right
Do not use or duplicate
without expressed permission

Versatility Ranch Trail

2



1. Walk logs and bridge.
2. Lope right lead.
3. Sidepass between logs.
4. Back around obstacle.
5. Lope left lead.
6. Drag log in Figure 8 (walk or trot).
7. Carry from A around B and back to A.
8. Trot through obstacle and across logs.
9. Extend trot to gate.
10. Right hand gate.

